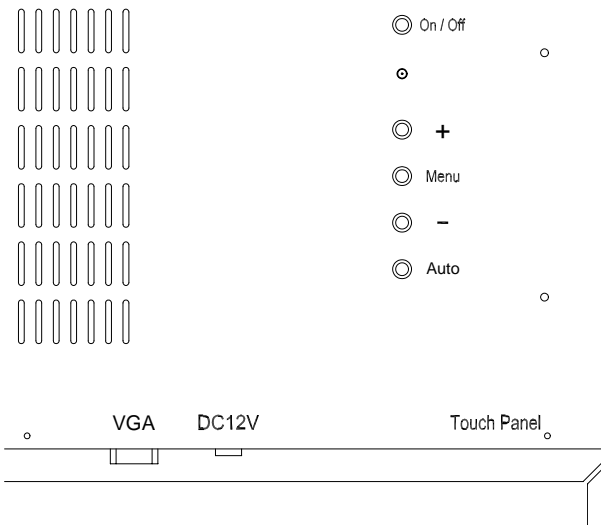
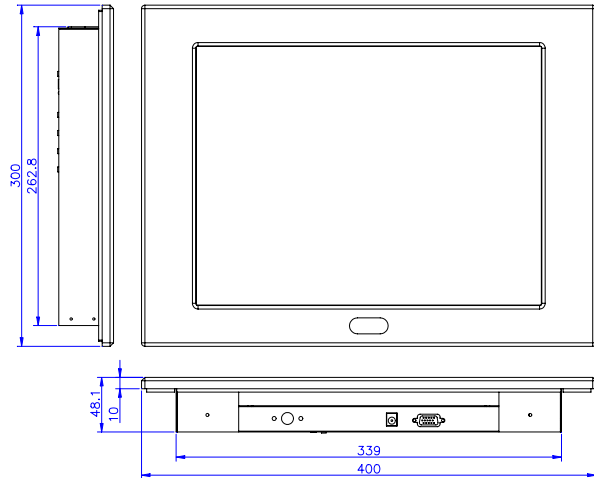


1. Brief

The FD7850x is a 15-inch TFT LCD monitor with OSD and touch screen device (FD7850T). This user's quick reference provides its outlook information and I/O outlets description.

2. Dimensions (in mm) and Rear Panel Information



3. Packing List

- 1 FD7850x industrial LCD monitor.
- 1 AC to DC12V power adapter and 1 AC power code cable.
- 1 VGA adaptor cable with 1.8M length.
- 1 pack of 6 pair mounting screws
- 1 touch pen and 1 PS2/USB adapter cable for touch screen (FD7850T only)
- 1 Compact Disc including user's manual and touch screen drivers.
- 1 hard copies of this quick reference.

4. Features

- * Aluminum front panel with 15-inch color TFT LCD panel.
- * Supports up to XGA 1024x768 with 16M colors.
- * Build-in OSD functions with LED indicator and 5 operation keys.
- * 5-wire analog resistive touch screen device with USB/PS2 interface. (FD7850T only)
- * Power requirement: External 100~240V AC adapter, output +12V DC, 1.5A maximum.
- * Weight: 4.2Kg.
- * Dimensions: 48mm(D) x 400mm(W) x 300mm(H)

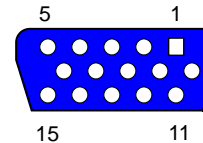
5. I/O outlets and LED Indicator

A. Power Connector



DC Plug-In Connector

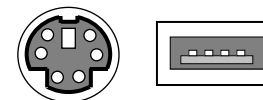
B. VGA Connector (15-pin D-sub)



VGA (D-sub 15)

Pin 1: Red	Pin 12: VGA-SDA
Pin 2: Green	Pin 15: Panel On/Off
Pin 3: Blue	Pin 10: Digital Ground
Pin 13: Hsync	Pin 4, 5, 6, 7, 8, 11: Analog Ground
Pin 14: Vsync	Pin 9: No Connection

C. Touch Screen Connector (USB or PS2, FD7850T only)



Please use the included USB/PS2 cable to connect this one to USB or PS2 keyboard connector on CPU boards.

D. LED Indicator (on the rear side)

This LED indicates the status of FD7850x as following:

- Green: Normal operation
- Amber: Power saving mode or disconnected signal cable.

6. Installation

A. Driver Installation (FD7850T only)

Please refer to the driver installing documentaion in the included Compact Disc for installing proper driver to the touch screen device.

B. Mounting Dimension

